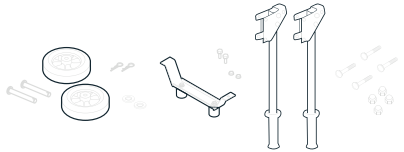


## SOCKET SELECTION GUIDE



## OPTIONAL

✓ Handle and wheel kit



✓ Oil and funnel



✓ Rain cover



- > The efficiency of the water pump could reach **60%~70%** for the pump lift
- > Quiet, high pressure, compact and light weight, easy starting, reliable and fuel efficient engine
- > Non-corrosive marine grade aluminum and alloy hose fittings, powder coated pump casing

**GP25**

Suction(in):	25(1in)
Discharge Port Dia(mm):	25
Maximum Capacity(m <sup>3</sup> /h):	8
Self-Priming Time(s/4m):	50
Max.Head(m):	26
Max.Suction Head(m):	8
Dimension(LxWxH)(mm):	463x295x402
20ft/40ft Container Qty:	485/1000
Engine:	139F
Engine Type:	Single-cylinder,4-Stroke,Air-cooled,OHV Gasoline Engine
Max. Output(HP/rpm):	1.0/6000
Fuel Tank Capacity(L):	0.65
Lubrication Oil Volume(L):	0.1



**1" MAX.HEAD**  
**26 m**

**G.W.**  
**9.2±2 kg**

**GP50**

Suction(in):	50(2in)
Discharge Port Dia(mm):	50
Maximum Capacity(m <sup>3</sup> /h):	36
Self-Priming Time(s/4m):	70
Max.Head(m):	28
Max.Suction Head(m):	8
Dimension(LxWxH)(mm):	477x385x417
20ft/40ft Container Qty:	360/750
Engine:	UP170
Engine Type:	Single-cylinder,4-Stroke,Air-cooled,OHV Gasoline Engine
Max. Output(HP/rpm):	7.0/3600
Fuel Tank Capacity(L):	3.6
Lubrication Oil Volume(L):	0.6



**2" MAX.HEAD**  
**28 m**

**G.W.**  
**24±2 kg**

**GP40**

Suction(in):	40(1.5in)
Discharge Port Dia(mm):	40
Maximum Capacity(m <sup>3</sup> /h):	18
Self-Priming Time(s/4m):	55
Max.Head(m):	24
Max.Suction Head(m):	8
Dimension(LxWxH)(mm):	495x365x452
20ft/40ft Container Qty:	370/760
Engine:	UP152/UP156
Engine Type:	Single-cylinder,4-Stroke,Air-cooled,OHV Gasoline Engine
Max. Output(HP/rpm):	2.1/2.7/3600
Fuel Tank Capacity(L):	1.6
Lubrication Oil Volume(L):	0.4



**1.5" MAX.HEAD**  
**24 m**

**G.W.**  
**19.5±2 kg**

**GP80**

Suction(in):	80(3in)
Discharge Port Dia(mm):	80
Maximum Capacity(m <sup>3</sup> /h):	60
Self-Priming Time(s/4m):	120
Max.Head(m):	26
Max.Suction Head(m):	6
Dimension(LxWxH)(mm):	517x415x452
20ft/40ft Container Qty:	305/625
Engine:	UP170
Engine Type:	Single-cylinder,4-Stroke,Air-cooled,OHV Gasoline Engine
Max. Output(HP/rpm):	7.0/3600
Fuel Tank Capacity(L):	3.6
Lubrication Oil Volume(L):	0.6



**3" MAX.HEAD**  
**26 m**

**G.W.**  
**27±2 kg**

**GP40-II**

Suction(in):	40(1.5in)
Discharge Port Dia(mm):	40
Maximum Capacity(m <sup>3</sup> /h):	15
Self-Priming Time(s/4m):	80
Max.Head(m):	17
Max.Suction Head(m):	6
Dimension(LxWxH)(mm):	382x325x337
20ft/40ft Container Qty:	700/1575
Engine:	UP65/UP71
Engine Type:	Single-cylinder,2-Stroke,Air-cooled,OHV Gasoline Engine
Max. Output(HP/rpm):	2.0/2.2/3600
Fuel Tank Capacity(L):	1.6
Lubrication Oil Volume(L):	-



**1.5" MAX.HEAD**  
**17 m**

**G.W.**  
**15±2 kg**

**GP100**

Suction(in):	100(4in)
Discharge Port Dia(mm):	100
Maximum Capacity(m <sup>3</sup> /h):	96
Self-Priming Time(s/4m):	180
Max.Head(m):	26
Max.Suction Head(m):	6
Dimension(LxWxH)(mm):	637x465x562
20ft/40ft Container Qty:	180/372
Engine:	UP177
Engine Type:	Single-cylinder,4-Stroke,Air-cooled,OHV Gasoline Engine
Max. Output(HP/rpm):	9.0/3600
Fuel Tank Capacity(L):	6.5
Lubrication Oil Volume(L):	1.1



**4" MAX.HEAD**  
**26 m**

**G.W.**  
**44±2 kg**

### DP50E

Suction(in):	50(2in)
Discharge Port Dia(mm):	50
Maximum Capacity(m <sup>3</sup> /h):	35
Self-Priming Time(s/4m):	70
Max.Head(m):	26
Max.Suction Head(m):	8
Dimension(LxWxH)(mm):	527x455x507
20ft/40ft Container Qty:	224/460
Engine:	UD170E
Engine Type:	Single-cylinder,4-Stroke,Air-cooled,Diesel Engine
Max. Output(HP/rpm):	4.7/3600
Fuel Tank Capacity(L):	2.4
Lubrication Oil Volume(L):	0.8



**2" MAX.HEAD**  
**26 m**      **G.W.**  
**45±2 kg**



1. FUEL TANK
2. FRAME
3. RECOIL STARTER
4. WATER INTAKE
5. OUTLET
6. MUFFLER



### DP80E

Suction(in):	80(3in)
Discharge Port Dia(mm):	80
Maximum Capacity(m <sup>3</sup> /h):	60
Self-Priming Time(s/4m):	120
Max.Head(m):	26
Max.Suction Head(m):	6
Dimension(LxWxH)(mm):	557x470x547
20ft/40ft Container Qty:	192/384
Engine:	UD178E
Engine Type:	Single-cylinder,4-Stroke,Air-cooled,Diesel Engine
Max. Output(HP/rpm):	6.7/3600
Fuel Tank Capacity(L):	3.3
Lubrication Oil Volume(L):	1.1



**3" MAX.HEAD**  
**26 m**      **G.W.**  
**55±2 kg**

### GHP40

Suction(in):	40(1.5in)
Discharge Port Dia(mm):	40x1.25x2
Maximum Capacity(m <sup>3</sup> /h):	18
Self-Priming Time(s/4m):	65
Max.Head(m):	55
Max.Suction Head(m):	5
Dimension(LxWxH)(mm):	517x415x452
20ft/40ft Container Qty:	305/625
Engine:	UP170
Engine Type:	Single-cylinder,4-Stroke,Air-cooled,OHV Gasoline Engine
Max. Output(HP/rpm):	7.0/3600
Fuel Tank Capacity(L):	3.6
Lubrication Oil Volume(L):	0.6



**1.5" MAX.HEAD**  
**55 m**      **G.W.**  
**25±2 kg**

### GHP50

Suction(in):	50(2in)
Discharge Port Dia(mm):	50
Maximum Capacity(m <sup>3</sup> /h):	25
Self-Priming Time(s/4m):	60
Max.Head(m):	58
Max.Suction Head(m):	5
Dimension(LxWxH)(mm):	517x415x452
20ft/40ft Container Qty:	305/625
Engine:	UP170
Engine Type:	Single-cylinder,4-Stroke,Air-cooled,OHV Gasoline Engine
Max. Output(HP/rpm):	7.0/3600
Fuel Tank Capacity(L):	3.6
Lubrication Oil Volume(L):	0.6



**2" MAX.HEAD**  
**58 m**      **G.W.**  
**29±2 kg**

### DP100E


Suction(in):	100(4in)
Discharge Port Dia(mm):	100
Maximum Capacity(m <sup>3</sup> /h):	96
Self-Priming Time(s/4m):	180
Max.Head(m):	26
Max.Suction Head(m):	6
Dimension(LxWxH)(mm):	662x490x642
20ft/40ft Container Qty:	123/252
Engine:	UD186E
Engine Type:	Single-cylinder,4-Stroke,Air-cooled,Diesel Engine
Max. Output(HP/rpm):	10/3600
Fuel Tank Capacity(L):	5.4
Lubrication Oil Volume(L):	1.65



**4" MAX.HEAD**  
**26 m**      **G.W.**  
**76±2 kg**



- 1. MUFFLER
- 2. FUEL TANK
- 3. FRAME
- 4. RECOIL STARTER
- 5. WATER INTAKE
- 6. OUTLET



### GTP50A

Suction(in):	50(2in)
Discharge Port Dia(mm):	50
Maximum Capacity(m <sup>3</sup> /h):	36
Self-Priming Time(s/4m):	50
Max.Head(m):	26
Max.Suction Head(m):	8
Dimension(LxWxH)(mm):	534x450x445
20ft/40ft Container Qty:	293/586
Engine:	UP170
Engine Type:	Single-cylinder,4-Stroke,Air-cooled,OHV Gasoline Engine
Max. Output(HP/rpm):	7.0/3600
Fuel Tank Capacity(L):	3.6
Lubrication Oil Volume(L):	0.6



**2" MAX.HEAD**      **G.W.**  
**26 m**              **35.5±2 kg**

### DHP40E

Suction(in):	40(1.5in)
Discharge Port Dia(mm):	40x1,25x2
Maximum Capacity(m <sup>3</sup> /h):	18
Self-Priming Time(s/4m):	65
Max.Head(m):	55
Max.Suction Head(m):	5
Dimension(LxWxH)(mm):	557x470x547
20ft/40ft Container Qty:	192/384
Engine:	UP178E
Engine Type:	Single-cylinder,4-Stroke,Air-cooled,Diesel Engine
Max. Output(HP/rpm):	6.7/3600
Fuel Tank Capacity(L):	3.3
Lubrication Oil Volume(L):	1.1



**1.5" MAX.HEAD**      **G.W.**  
**55 m**                  **45±2 kg**

### GTP80A

Suction(in):	80(3in)
Discharge Port Dia(mm):	80
Maximum Capacity(m <sup>3</sup> /h):	65
Self-Priming Time(s/4m):	55
Max.Head(m):	26
Max.Suction Head(m):	8
Dimension(LxWxH)(mm):	672x515x625
20ft/40ft Container Qty:	111/222
Engine:	UP177
Engine Type:	Single-cylinder,4-Stroke,Air-cooled,OHV Gasoline Engine
Max. Output(HP/rpm):	9.0/3600
Fuel Tank Capacity(L):	6.5
Lubrication Oil Volume(L):	1.1



**3" MAX.HEAD**      **G.W.**  
**26 m**                  **58.5±2 kg**

### DHP50E

Suction(in):	50(2in)
Discharge Port Dia(mm):	50
Maximum Capacity(m <sup>3</sup> /h):	25
Self-Priming Time(s/4m):	60
Max.Head(m):	52
Max.Suction Head(m):	5
Dimension(LxWxH)(mm):	557x470x547
20ft/40ft Container Qty:	192 / 384
Engine:	UD178E
Engine Type:	Single-cylinder,4-Stroke,Air-cooled,Diesel Engine
Max. Output(HP/rpm):	6.7/3600
Fuel Tank Capacity(L):	3.3
Lubrication Oil Volume(L):	1.1



**2" MAX.HEAD**      **G.W.**  
**52 m**                  **56±2 kg**

### GTP100A

Suction(in):	100(4in)
Discharge Port Dia(mm):	100
Maximum Capacity(m <sup>3</sup> /h):	104
Self-Priming Time(s/4m):	60
Max.Head(m):	26
Max.Suction Head(m):	6
Dimension(LxWxH)(mm):	712x555x590
20ft/40ft Container Qty:	126/258
Engine:	UP188
Engine Type:	Single-cylinder,4-Stroke,Air-cooled,OHV Gasoline Engine
Max. Output(HP/rpm):	13/3600
Fuel Tank Capacity(L):	6.5
Lubrication Oil Volume(L):	1.1



**4" MAX.HEAD**      **G.W.**  
**26 m**                  **77±2 kg**



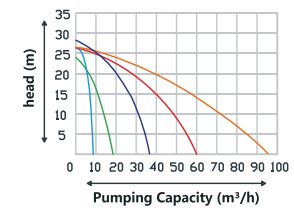
### GTP80

Suction(in):	80(3in)
Discharge Port Dia(mm):	80
Maximum Capacity(m <sup>3</sup> /h):	65
Self-Priming Time(s/4m):	55
Max.Head(m):	26
Max.Suction Head(m):	8
Dimension(LxWxH)(mm):	562x455x472
20ft/40ft Container Qty:	208/428
Engine:	UP170
Engine Type:	Single-cylinder,4-Stroke,Air-cooled,OHV Gasoline Engine
Max. Output(HP/rpm):	7.0/3600
Fuel Tank Capacity(L):	3.6
Lubrication Oil Volume(L):	0.6

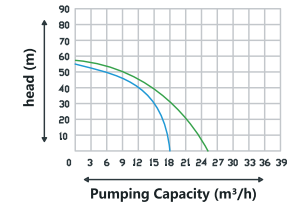


**3" MAX.HEAD**  
**26 m**

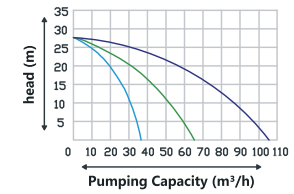
**G.W.**  
**38±2 kg**



### WATER PUMPS GASOLINE SERIES

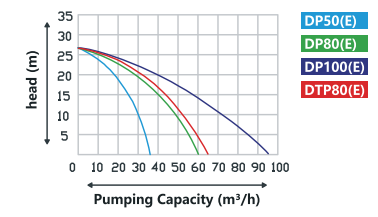


### HIGH PRESSURE PUMPS GASOLINE SERIES

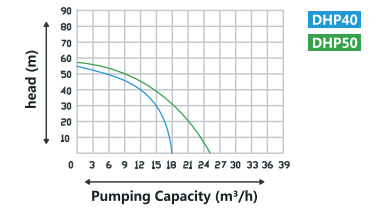


### TRASH PUMPS GASOLINE SERIES

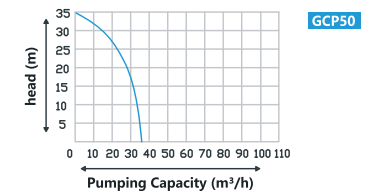
## SELECTION GUIDE



### WATER PUMPS/TRASH PUMPS DIESEL SERIES



### HIGH PRESSURE PUMPS DIESEL SERIES



### CHEMICAL PUMP GASOLINE SERIES

### DTP80E

Suction(in):	80(3in)
Discharge Port Dia(mm):	80
Maximum Capacity(m <sup>3</sup> /h):	65
Self-Priming Time(s/4m):	55
Max.Head(m):	26
Max.Suction Head(m):	8
Dimension(LxWxH)(mm):	587x470x582
20ft/40ft Container Qty:	200/408
Engine:	UD178E
Engine Type:	Single-cylinder,4-Stroke,Air-cooled,Diesel Engine
Max. Output(HP/rpm):	6.7/3600
Fuel Tank Capacity(L):	3.3
Lubrication Oil Volume(L):	1.1



**3" MAX.HEAD**  
**26 m**

**G.W.**  
**61±2 kg**

### GCP50

### GASOLINE CHEMICAL PUMP

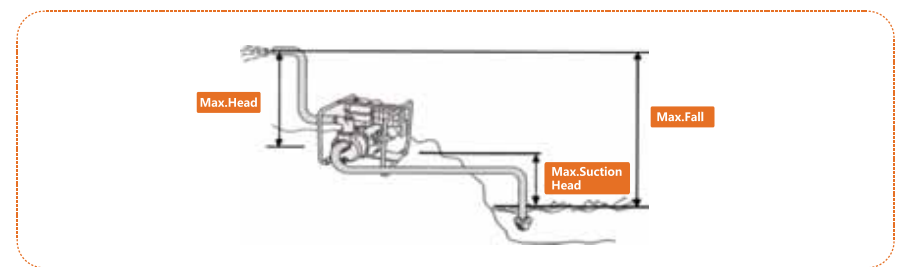
Suction(in):	50(2in)
Discharge Port Dia(mm):	50
Maximum Capacity(m <sup>3</sup> /h):	36
Self-Priming Time(s/4m):	50
Max.Head(m):	35
Max.Suction Head(m):	8
Dimension(LxWxH)(mm):	549x435x470
20ft/40ft Container Qty:	270/560
Engine:	UP170C
Engine Type:	Single-cylinder,4-Stroke,Air-cooled,OHV Gasoline Engine
Max. Output(HP/rpm):	7.5/3600
Fuel Tank Capacity(L):	3.6
Lubrication Oil Volume(L):	0.6



**2" MAX.HEAD**  
**35 m**

**G.W.**  
**26±2 kg**

## USE THE SKETCH MAP



# HIGH PRESSURE WASHER SERIES

> Blast through mud, dirt and debris quicker and more easily, boosting productivity and saving money



**0°**  
Delivers a concentrated steam that can gouge or cut



**15°**  
Scraper when used at a 15° angle



**25°**  
Most common nozzle for general cleaning applications



**40°**  
Wide spray for washing or rinsing a large area



**65°**  
Low pressure nozzle for use with detergent injector

1. FRAME 2. FUEL TANK 3. RECOIL STARTER 4. AIR FILTER 5. MUFFLER

## GPW2600A

Rated Flow(GPM/LPM):	2.2/8.33
Pump Type:	Axial cam/Brass head
Rated Pressure(psi/bar):	2400/166
Allowable Pressure(psi/bar):	2600/179
Max Water Temperature(°C):	60
Hose Length(m):	7.1
Sound Power Level(1m )(dB/A):	107
Dimension(L×W×H)(mm):	557×505×657
Engine:	UP170
Engine Type:	4-Stroke,Air-cooled,OHV Gasoline Engine
Max. Output(HP/rpm):	7.0/3600
Fuel Tank Capacity(L):	3.6
Lubrication Oil Volume(L):	0.6



**RATED FLOW** **G.W.**  
**8.33 LPM** **31±2 kg**

## GPW3000A

Rated Flow(GPM/LPM):	2.3/8.71
Pump Type:	Axial cam/Brass head
Rated Pressure(psi/bar):	2700/186
Allowable Pressure(psi/bar):	3000/207
Max Water Temperature(°C):	60
Hose Length(m):	7.1
Sound Power Level(1m )(dB/A):	109
Dimension(L×W×H)(mm):	557×505×657
Engine:	UP170
Engine Type:	4-Stroke,Air-cooled,OHV Gasoline Engine
Max. Output(HP/rpm):	7.0/3600
Fuel Tank Capacity(L):	3.6
Lubrication Oil Volume(L):	0.6



**RATED FLOW** **G.W.**  
**8.71 LPM** **32±2 kg**